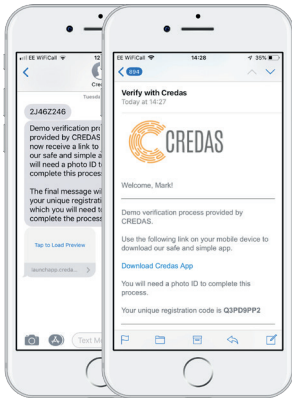





# How to verify your identity using the Credas app

The Credas mobile app has been designed to be secure, quick and easy to use, enabling you to **verify in less than a minute.**

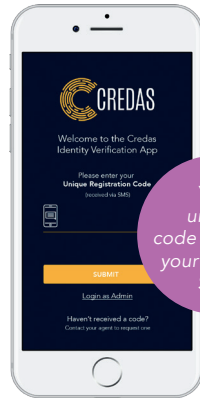
**1** Receive an invite via email or SMS




**2** Click the link to download the app



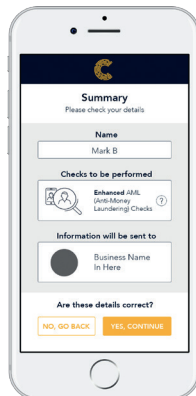
**3** Enter your unique code



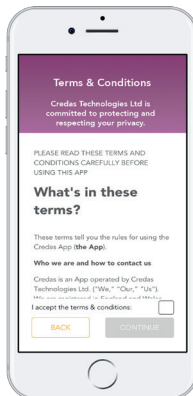
**4** Enter your email




**5** Check the details



**6** Read & accept T&Cs

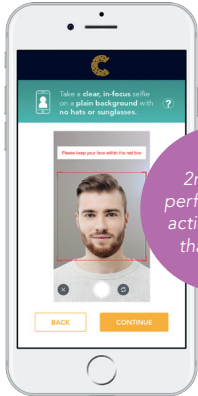


**7** Select Take A Selfie



8

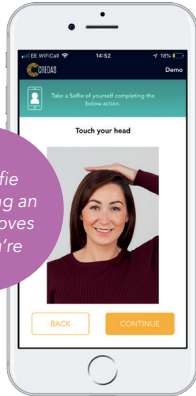
Take a selfie



A 2nd selfie performing an action proves that you're real

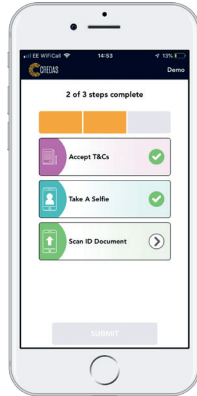
9

Copy the action



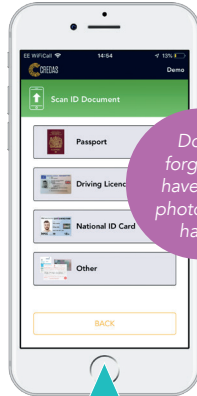
10

Select Scan ID



11

Select ID Document



Don't forget to have your photo ID to hand



If you're unsure about what ID document(s) are required or why you've been asked to complete a verification, please contact the business that sent the request.

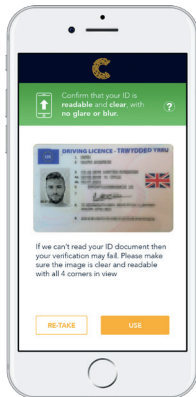
12

Scan ID Document




13

Check the scan is clear




14

Click Submit



15

All Done!



No data is held in the app.



Simple. Slick. Smart.

support@credas.co.uk | www.credas.co.uk